

Separated Ballast Type H.I.D Lighting Fixtures

FA SERIES

Type of Explosion-proof
Flameproof (Ex d IIB + H2 T3)
Dust-ignition proof (Ex tD A21 T200°C IP65)



Application

FA Series lighting fixture are used

- In heavy process industries having environments where flammable or explosive vapors or gases, or where combustible dusts are present.
- In paint spray booth suitability provides efficient, economical HID lighting for paint spray areas.
- In hazardous areas, both indoors and outdoors where long life and low maintenance costs are desired.
- In hazardous locations requiring elevated ambient capability.
- In marine applications where water spray and corrosive atmospheres are considerations.

Features

- Lighting unit and ballast are constructed separately so as to protect the ballast from the heat of the lamp.
- Base of the body and the top of the globe holder have accurate tapered cylindrical surfaces and are secured by four socket head captive screw.
- Lighting unit is screwed onto the top of the mounting box and the ballast to the side.
- Pendant mounting module equipped with integral hub set screws for vibration resistance.
- Globe assembly is securely hinged to the body.
 - Easy installation and maintenance.
- Hinged assembly allows the fixture to hang free during installation to permit the use of both hands when wiring.
- Can use compact fluorescent lamp instead of HID lamp without external ballast.

Standard Materials

- Enclosure : Die casting aluminium alloy
- Mounting Box : Die casting aluminium alloy
- Ballast Box : Die casting aluminium alloy
- Globe : Heat resistant hard glass
- Inner Reflector : High purity aluminium
- Guard : Stainless steel

Standard Finish

- MUNSELL No. 7.5BG 6/1.5
- If you want another color, contact us please.

Compliance & Certification

- IEC 60079-0,1
- Notification of Ministry of Labor No. 2010-36
- Certified by KOSHA
 (Korea Occupational Safety & Health Agency)



Technical Data

Electrical Ratings	
Rated Voltage	AC110V/220V/240V (*See Below)
Rated Wattage	350W/400W
Rated Frequency	50Hz/60Hz
Entry Size	1/2", 3/4", 1"

Weight

Mounting Type	Catalog No.	Weight
Ceiling Type	SEBP-FA4001	16.2kg

Ordering Number

LAMP	Watt	Ceiling	Pendant	40° Bracket	90° Bracket
High Pressure Sodium	400	SEBP-FANH-4001	SEBP-FANH-4002	SEBP-FANH-4003	SEBP-FANH-4004
Metal Halide	350	SEBP-FAMH-3501	SEBP-FAMH-3502	SEBP-FAMH-3503	SEBP-FAMH-3504
	400	SEBP-FAMH-4001	SEBP-FAMH-4002	SEBP-FAMH-4003	SEBP-FAMH-4004
High Pressure Mercury	400	SEBP-FAH-4001	SEBP-FAH-4002	SEBP-FAH-4003	SEBP-FAH-4004

Ordering Information

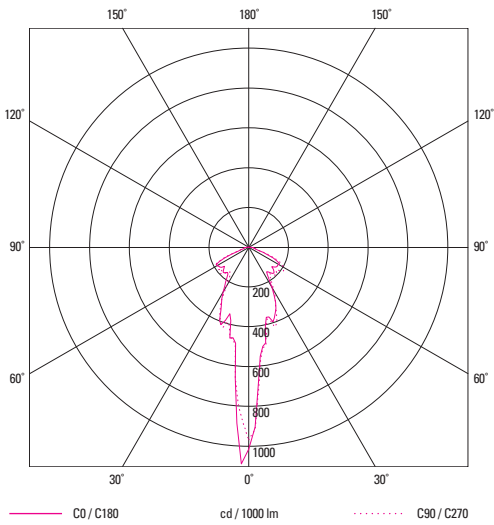
SEBP - FA - MH - 100 - 1



*** Entry Size : 1/2" / 3/4" / 1"**

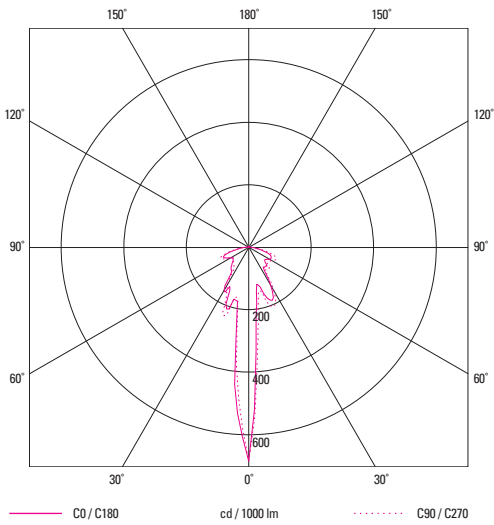
Photometric Data

SEBP-FA-CDM-350W



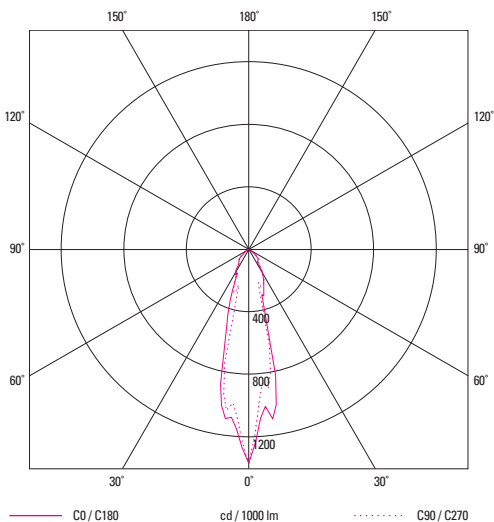
	C0	C90	C180
0°	1013	967	1013
10°	488	503	461
20°	377	410	414
30°	236	250	259
40°	169	175	166
50°	151	178	163
60°	175	201	182
70°	76	89	60
80°	25	30	25
90°	14	15	13
100°	8	8	7
110°	5	5	4
120°	3	2	3
130°	2	1	2
140°	0	0	0
150°	0	0	0
160°	0	0	0
170°	0	0	0
180°	0	0	0
	cd / 1000 lm		

SEBP-FA-MH-400W



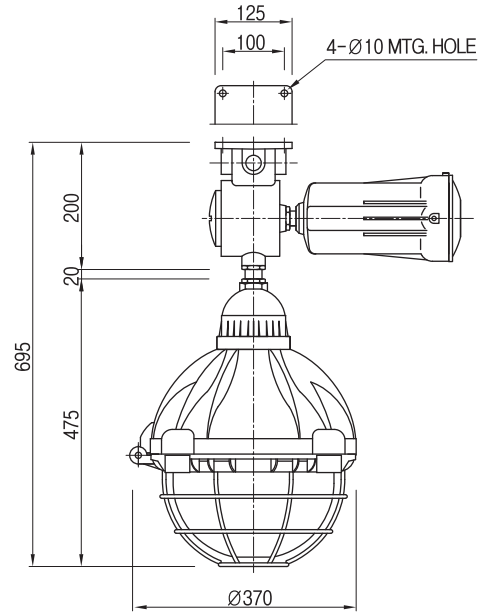
	C0	C90	C180
0°	682	682	682
10°	142	176	223
20°	173	198	210
30°	141	162	160
40°	81	91	90
50°	66	78	67
60°	77	86	68
70°	73	91	87
80°	27	37	40
90°	12	15	16
100°	6	7	7
110°	4	4	4
120°	3	3	3
130°	2	2	2
140°	1	1	1
150°	1	1	1
160°	1	1	1
170°	3	4	4
180°	3	3	3
	cd / 1000 lm		

SEBP-FA-MH-400W WITH DOME REFLECTOR

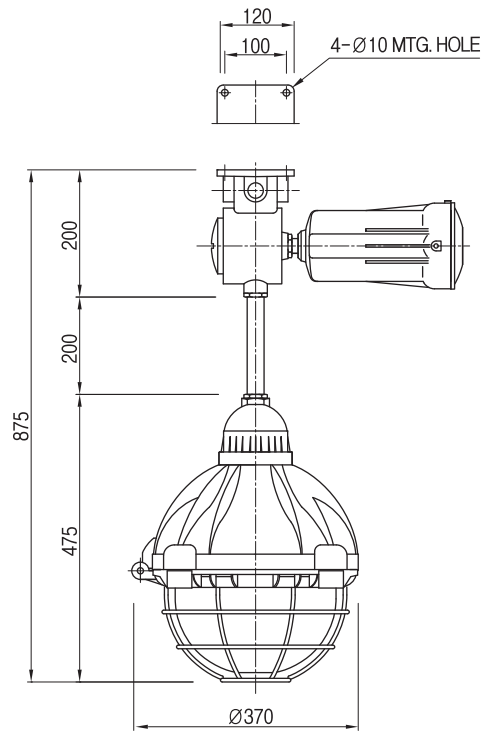


	C0	C90	C180
0°	1368	1368	1368
5°	1040	903	1112
10°	1008	800	1013
15°	362	266	578
20°	283	245	351
25°	225	235	183
30°	174	179	175
35°	102	109	117
40°	91	93	98
45°	85	95	89
50°	48	64	44
55°	31	19	28
60°	17	10	26
65°	9	6	8
70°	5	4	6
75°	3	2	3
80°	2	1	1
85°	1	0	1
90°	0	0	1
	cd / 1000 lm		

Dimension

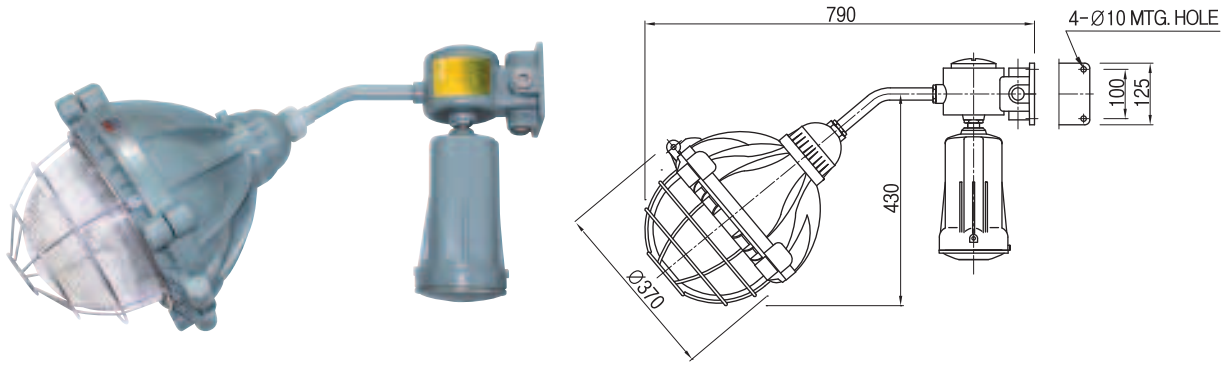


Ceiling Type

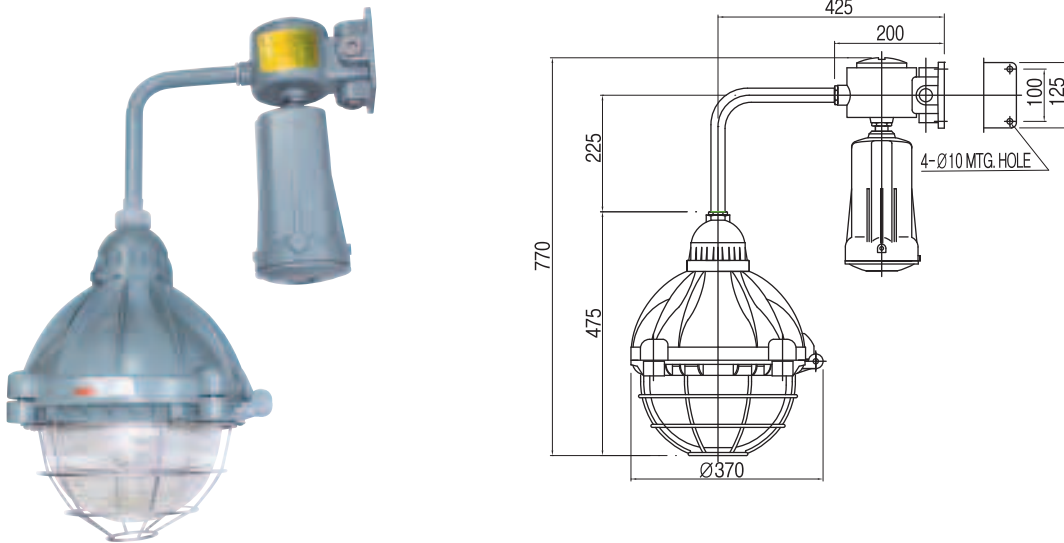


Pendant Type

Dimension



40° Bracket Type



90° Bracket Type